


## Guidelines for attending of Electronic Meeting by Inventech Connect

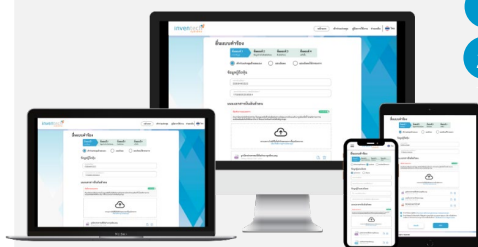
The joint shareholders' meeting between the shareholders of the Company  
and the shareholders of Banpu Power Public Company Limited

Tuesday, July 21, 2026

Shareholders and proxies wishing to attend the meeting can proceed according to the procedure for submitting the request form to attend the meeting via electronic media as follows :

### Step for requesting Username & Password from via e-Request system

1. The Shareholders must submit a request to attend the meeting by Electronic Means via Web Browser at [https://app.inventech.co.th/JOINTMEETING\\_REO/](https://app.inventech.co.th/JOINTMEETING_REO/) or scan QR Code  and follow the steps as shown in the picture



- 1 Click link URL or scan QR Code in the letter notice EGM
- 2 Choose type request for request form to 4 steps
  - Step 1 Fill in the information shown on the registration page
  - Step 2 Fill in the information for verify
  - Step 3 Verify via OTP
  - Step 4 Successful transaction, The system will display information again to verify the exactitude of the information

**\*\* Merge user accounts, please using the same email and phone number \*\***

- 3 Please wait for an email information detail of meeting and Password

2. For Shareholders who would like to attend the Meeting either through the Electronic Means by yourself or someone who is not the provided independent directors, please note that the electronic registration will be available from **10 July 2026 at 8:30 a.m. and shall be closed on 21 July 2026** Until the end of the meeting.

3. The electronic conference system will be available on **21 July 2026 at 11:30 a.m. (2 hours before the opening of the meeting)**. Shareholders or proxy holders shall use the provided Username and Password and follow the instruction manual to access the system.

### If you have any problems with the software, please contact Inventech Call Center



02-460-9225



@inventechconnect



The system available during 10 July-21 July 2026 at 08.30 a.m. – 05.30 p.m.  
**(Specifically excludes holidays and public holidays)**



Report a problem  
@inventechconnect

Watch live



**The identification document and proxy**

- In case of an individual Shareholder Attending the meeting
  - 1) a copy of “Identification document<sup>1</sup>” of the Shareholders, certified true by the Shareholder.
  
- In case of an individual Shareholder represented by proxy Attending the Meeting
  - 1) a copy of “Identification document<sup>1</sup>” of the Shareholders, certified true by the Shareholder;
  - 2) a copy of “Identification document<sup>1</sup>” of the proxy holders, certified true by the proxy holder;
  - 3) a proxy in the form attached to the invitation of the Meeting, accurately completed and signed by the Shareholder and the proxy holder.
  
- In case of a representative of juristic Shareholder attending the Meeting
  - 1) a copy of “Identification document<sup>1</sup>” of the representative, certified true by its representative;
  - 2) a copy of affidavit of the juristic Shareholders containing a statement indicating that such representative has been duly authorised to act on its behalf, certified true by its representative.
  
- In case the juristic Shareholder attending the meeting by a proxy:
  - 1) a proxy in the form attached to the invitation of the Meeting, accurately completed and signed by the Shareholder and the proxy holder;
  - 2) a copy of “Identification document<sup>1</sup>” of the proxy holders, certified true by the proxy holder;
  - 3) a copy of affidavit of the juristic Shareholders containing a statement indicating that such representative has been duly authorised to act on its behalf, certified true by its representative.
  
- Non-Thai Individual Shareholders or Non-Thai Juristic Persons Established under Foreign Laws

Subject to the provisions set out below, the details above shall apply *mutatis mutandis* to Shareholders who are non-Thai or juristic persons established under foreign laws, as the case may be: Affidavit of juristic persons may be issued by the Government Agency of the country in which such juristic person has been established or by its authorised officer. However, the Affidavit of the juristic person must contain details regarding its name, name of the person authorised to sign on its behalf and relevant conditions or limitation and its registered office. Original documents which are neither in Thai nor in English must be submitted together with Thai or English translation, certified true and correct by its authorised officer.

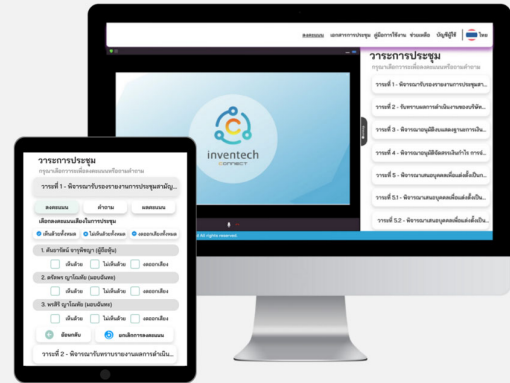
  - a) Affidavit of juristic persons may be issued by the Government Agency of the country in which such juristic person has been established or by its authorised officer (certified by a notary public or other competent authority before the Meeting date for the registration for no longer than 1 year). However, the Affidavit of the juristic person must contain details regarding its name, name of the person authorised to sign on its behalf and relevant conditions or limitation and its registered office.
  - b) Original documents which are neither in Thai nor in English must be submitted together with Thai or English translation, certified true and correct by its authorised officer

---

<sup>1</sup> “Identification document “ the document containing the photo of such person issued by the Government Agency, such as Identification Card, Driver Licence or Passport.

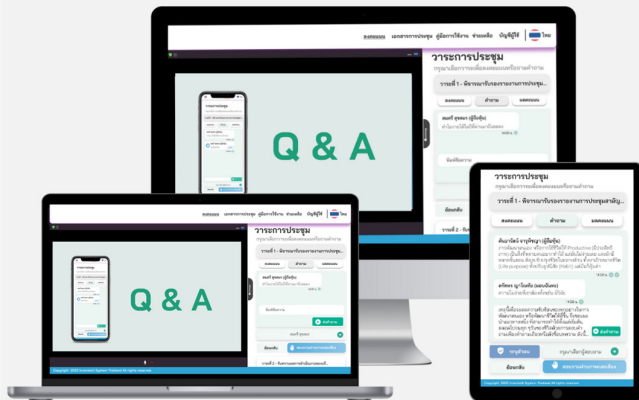
## Steps for registration for attending the meeting (e-Register) and voting process (e-Voting)

- 1 Get email and password that you received from your email or request OTP
- 2 Click on “Register” button, the system has already registered and counted as a quorum.
- 3 Click on “Join Attendance”, Then click on “Accept” button
- 4 Select which agenda that you want to vote
- 5 Click on “Vote” button
- 6 Click the voting button as you choose
- 7 The system will display status your latest vote



To cancel the last vote, please press the button “Cancel latest vote (This means that your most recent vote will be equal to not voting, or your vote will be determined by the agenda result) Shareholders can conduct a review of the votes on an agenda basis. When the voting results for that agenda are closed.

## Step to ask questions via Inventech Connect



- Select which agenda
  - Click on “Question” button
- 1 Ask a question
    - Type the question then click “Send”
  - 2 Ask the question via video
    - Click on “Conference”
    - Click on “OK” for confirm your queue
    - Please wait for the queue for you then your can open the microphone and camera

## How to use Inventech Connect

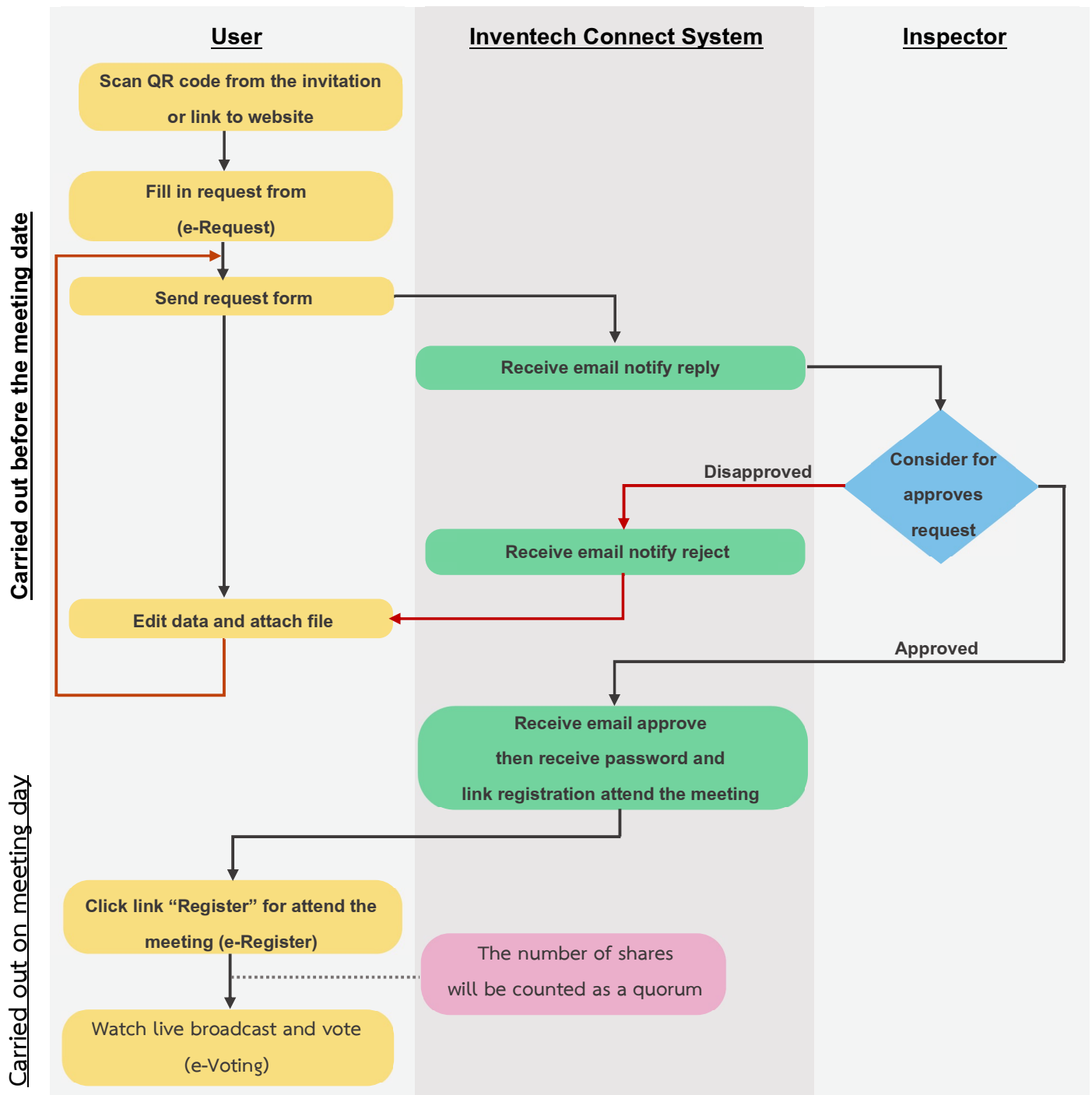


User Manual and Video of using Inventech Connect

\* Note Operation of the electronic conferencing system and Inventech Connect systems. Check internet of shareholder or proxy include equipment and/or program that can use for best performance. Please use equipment and/or program as the follows to use systems.

1. Internet speed requirements
  - High-Definition Video: Must be have internet speed at 2.5 Mbps (Speed internet that recommend).
  - High Quality Video: Must be have internet speed at 1.0 Mbps.
  - Standard Quality Video: Must be have internet speed at 0.5 Mbps.
2. Equipment requirements.
  - Smartphone/Tablet that use IOS or android OS.
  - PC/Laptop that use Windows or Mac OS.
3. Requirement Browser Chrome (Recommend) / Safari / Microsoft Edge **\*\* The system does not supported internet explorer.**

### Flowchart for the Meeting Attendance via e-Meeting



#### Condition of use

##### In case Merge account/change account

In case filing request multiple by using the same email and phone number, the systems will merge account or in case user has more than 1 account, you can click on "Change account" and the previous account will still count the base in the meeting.

##### In case Exit the meeting

Attendees can click on "Register for exit the quorum", the systems will be number of your shares out from the meeting base.